



District Report Card: 2017


State: Chandigarh	District: Chandigarh
Class: 8	Subject: Mathematics
Schools: 107	Students: 2888


Participation/Coverage


Students

<div>GENDER</div> <div></div>	Boys		Girls	
	Number	%	Number	%
	1389	48.10	1499	51.90

<div>AREA</div> <div></div>	Rural		Urban	
	Number	%	Number	%
	777	26.90	2111	73.10

<div>CATEGORY</div> <div></div>	SC		ST		OBC		GEN	
	Number	%	Number	%	Number	%	Number	%
	439	15.20	5	0.17	93	3.22	2351	81.41

<div>CWSN</div> <div></div>	LD	VI	HI	S&LD	ID	Oth
	23	29	2	12	3	40

<div>Management</div> <div></div>	Government		Government-aided	
	Number	%	Number	%
	2721	94.22	167	5.78

Average Performance of Students in Mathematics (%)

Overall	Gender		Area		Management		Social Group			
	Male	Female	Rural	Urban	Govt.	Aided	SC	ST	OBC	GEN
46.07	45.44	46.65	44.06	46.81	46.36	41.32	44.56	42.67	46.09	46.35

Performance on Learning Outcomes (LOs)

Learning Outcomes	Description	Average Performance(%)
M601	Solves problems involving large numbers by applying appropriate operations	42.98
M606	Solves problems on daily life situations involving addition and subtraction of fractions / decimals	46.06
M620	Finds out the perimeter and area of rectangular objects in the surroundings like floor of the class room, surfaces of a chalk box etc.	50.79
M621	Arranges given/collected information in the form of table, pictograph and bar graph and interprets them	40.73
M702	Interprets the division and multiplication of fractions	40.51
M705	Solves problems related to daily life situations involving rational numbers	37.26
M706	Uses exponential form of numbers to simplify problems involving multiplication and division of large numbers	40.71
M707	Adds/subtracts algebraic expressions	52.63
M710	Solves problems related to conversion of percentage to fraction and decimal and vice versa	35.11
M717	Finds out approximate area of closed shapes by using unit square grid/graph sheet	36.76
M719	Finds various representative values for simple data from her/his daily life contexts like mean, median and mode	58.29
M721	Interprets data using bar graph	57.46
M801	Generalizes properties of addition, subtraction, multiplication and division of rational numbers through patterns	39.66
M802	Finds rational numbers between two given rational numbers	42.82
M803	Proves divisibility rules of 2, 3, 4, 5, 6, 9 and 11	56.40
M804	Finds squares, cubes, square roots and cube roots of numbers using different methods	50.11
M808	Uses various algebraic identities in solving problems of daily life	49.82
M812	Verifies properties of parallelogram and establishes the relationship between them through reasoning	41.64
M818	Finds surface area and volume of cuboidal and cylindrical object	37.98
M819	Draws and interprets bar charts and pie charts	46.09

Range of Performance of Students who Answered Correctly							
Below 30%		30% - 50%		50% - 75%		Above 75%	
Number	%	Number	%	Number	%	Number	%
828	28.67	918	31.79	780	27.01	362	12.53

Lowest Performing Learning Outcomes (LOs)

- 1 - Solves problems related to conversion of percentage to fraction and decimal and vice versa (35.11)
- 2 - Finds out approximate area of closed shapes by using unit square grid/graph sheet (36.76)
- 3 - Solves problems related to daily life situations involving rational numbers (37.26)

4 - Finds surface area and volume of cuboidal and cylindrical object (37.98)

5 - Generalizes properties of addition, subtraction, multiplication and division of rational numbers through patterns (39.66)